

# Baroda Pioneer Mutual Fund

Factbook - October 2011



बैंक ऑफ बड़ौदा  
Bank of Baroda



PIONEER  
Investments®

## Index

Baroda Pioneer Growth Fund	Pg 1
Baroda Pioneer ELSS' 96	Pg 2
Baroda Pioneer PSU Equity Fund	Pg 3
Baroda Pioneer Infrastructure Fund	Pg 4
Baroda Pioneer Balance Fund	Pg 5
Baroda Pioneer Monthly Income Plan (MIP) Fund	Pg 6
Baroda Pioneer Income Fund	Pg 7
Baroda Pioneer Gilt Fund	Pg 8
Baroda Pioneer Short Term Bond Fund	Pg 9
Baroda Pioneer PSU Bond Fund	Pg 10
Baroda Pioneer Treasury Advantage Fund	Pg 11
Baroda Pioneer Liquid Fund	Pg 12
Investment Performance	Pg 13
Methodology	Pg 16

An Open Ended Growth Scheme

**Baroda Pioneer Growth Fund****NAV**

Growth	₹ 46.72
Dividend	26.32

**Investment Objective:**

To generate long term Capital appreciation from an actively managed portfolio of equity & equity related instruments.

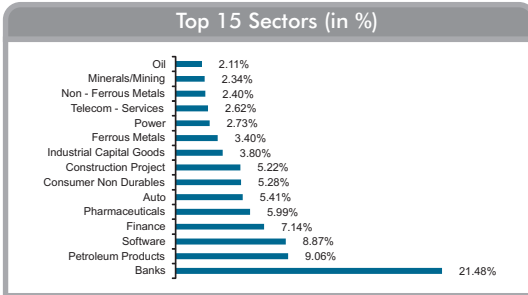
**Fund Data**

Fund Manager	Dipak Acharya#
Date of Inception	12/09/2003
Benchmark	CNX 100
Average AUM*	₹ 69.9241 Crs
Min. Investment	₹ 5,000/- & in multiples of ₹ 500/- thereafter
Entry Load	NIL
Exit Load	1% if redeemed on or before 12 months from the date of allotment
SIP (Minimum)	₹ 1000/month - 6 months, ₹ 1500/quarter - 4 quarters
Ratios	Standard Deviation: 25.94%, Sharpe: 0.67, Beta: 0.97, Portfolio Turnover: 0.32

\*Average Asset for the period July - September 2011

**Holdings**

Stock Name	% to Net Assets	Stock Name	% to Net Assets
Reliance Industries	7.36%	Mahindra & Mahindra	1.86%
ICICI Bank	5.81%	Dr. Reddy's Laboratories	1.84%
Infosys	5.73%	Oil & Natural Gas Corpn	1.84%
HDFC	5.53%	GAIL (India)	1.81%
Larsen & Toubro	5.22%	Coal India	1.58%
ITC	4.73%	NTPC	1.49%
State Bank of India	3.97%	<b>Top 20</b>	<b>64.79%</b>
Bank of Baroda	2.74%	<b>Total Equity</b>	<b>28.00%</b>
Bharat Heavy Electricals	2.46%	<b>BONDS &amp; NCDs</b>	<b>0.02%</b>
Bharti Airtel	2.39%	<b>CBLO / Reverse Repo</b>	
HDFC Bank	2.37%	<b>Investments</b>	<b>5.79%</b>
Tata Steel	2.19%	<b>Cash &amp; Cash</b>	
Canara Bank	2.00%	<b>Equivalents</b>	<b>1.40%</b>
Tata Motors	1.87%	<b>Grand Total</b>	<b>100.00%</b>

**Top 15 Sectors**

# For performance of other Schemes primarily managed by the said Fund manager, either individually or jointly, please refer page no 13.

Data as on 31<sup>st</sup> October 2011

An Open Ended Tax Benefit-Cum-Growth Scheme with Insurance cover

## Baroda Pioneer ELSS' 96

### NAV

Dividend

₹  
22.20

### Investment Objective:

The main objective of the scheme is to provide the investor long term capital growth as also tax benefit under section 88C of the Income Tax Act, 1961.

### Fund Data

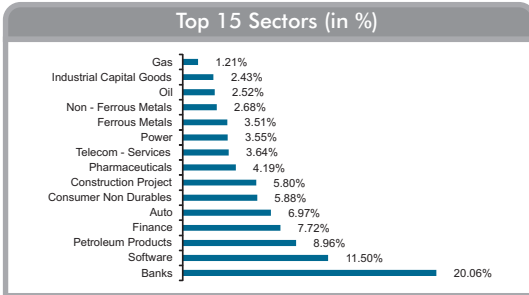
Fund Manager	Dipak Acharya#
Date of Inception	31/03/1996
Benchmark	BSE SENSEX
Average AUM*	₹ 20.44 Crs
Min. Investment	₹ 500/- & in multiples of ₹ 500/- thereafter
Entry Load	NIL
Exit Load	NIL
SIP (Minimum)	₹ 1000/month - 6 months, ₹ 1500/quarter - 4 quarters
Ratios	Standard Deviation: 26.56%, Sharpe: 0.66, Beta: 0.99, Portfolio Turnover: 0.32

\*Average Asset for the period July - September 2011

### Holdings

Stock Name	% to Net Assets	Stock Name	% to Net Assets
Reliance Industries	8.96%	Canara Bank	1.89%
Infosys	8.10%	NTPC	1.88%
ICICI Bank	7.82%	Tata Consultancy Services	1.86%
HDFC	6.90%	Tata Steel	1.77%
Larsen & Toubro	5.80%	Sterlite Industries ( India )	1.77%
ITC	5.41%	Jindal Steel & Power	1.74%
State Bank of India	4.00%	<b>Top 20</b>	<b>76.46%</b>
Bharti Airtel	3.35%	<b>Total Equity</b>	<b>18.16%</b>
HDFC Bank	3.04%	<b>BONDS &amp; NCDs</b>	<b>0.01%</b>
Tata Motors	2.56%	<b>CBLO / Reverse Repo</b>	
Oil & Natural Gas Corpn	2.52%	<b>Investments</b>	<b>3.01%</b>
Mahindra & Mahindra	2.45%	<b>Cash &amp; Cash</b>	
Bharat Heavy Electricals	2.43%	<b>Equivalents</b>	<b>2.36%</b>
Bank of Baroda	2.21%	<b>Grand Total</b>	<b>100.00%</b>

### Top 15 Sectors



# For performance of other Schemes primarily managed by the said Fund manager, either individually or jointly, please refer page no 13.

An Open Ended Equity Scheme

**Baroda Pioneer PSU Equity Fund****NAV**

Growth	₹ 7.59
Dividend	₹ 7.59

**Investment Objective:**

The primary investment objective of the Scheme is to provide investors with opportunities for long term growth in capital along with the liquidity of an open ended scheme through an active management of investments in a diversified basket of equity stocks of domestic Public Sector Undertakings.

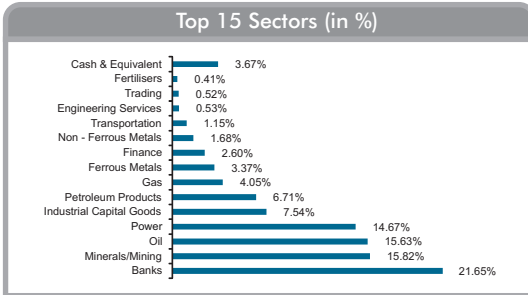
**Fund Data**

Fund Manager	Dipak Acharya#
Date of Inception	04/10/2010
Benchmark	BSE PSU Index
Average AUM*	₹ 81.465 Crs
Min. Investment	₹ 5,000/- & in multiples of ₹ 1/- thereafter
Entry Load	NIL
Exit Load	1.00% if redeemed on or before 365 days from the date of allotment of units, Nil if redeemed after 365 days from the date of allotment of units
SIP (Minimum)	₹ 1000/month - 6 months, ₹ 1500/quarter - 4 quarters
Ratios	Standard Deviation: -, Sharpe: -, Beta: -, Portfolio Turnover: 0.20

\*Average Asset for the period July - September 2011

**Holdings**

Stock Name	% to Net Assets	Stock Name	% to Net Assets
Coal India	10.09%	Bharat Petroleum Corp	1.45%
Oil & Natural Gas Corp	9.08%	Canara Bank	1.45%
NTPC	8.85%	Bank of India	1.38%
State Bank of India	8.47%	Power Finance Corp	1.36%
Oil India	6.55%	Bharat Electronic	1.26%
Bharat Heavy Electricals	5.80%	Rural Electrification Corp	1.24%
NMDC	5.73%	<b>Total 20</b>	<b>83.84%</b>
Bank of Baroda	4.39%	<b>Total Equity</b>	<b>12.49%</b>
GAIL (India)	4.05%	<b>CBLO / Reverse Repo</b>	
Indian Oil Corporation	3.65%	<b>Investments</b>	<b>4.07%</b>
Steel Authority of India	3.12%	<b>Cash &amp; Cash</b>	
Power Grid Corp of India	2.78%	<b>Equivalents</b>	<b>-0.40%</b>
NHPC	1.66%	<b>Grand Total</b>	<b>100.00%</b>
Punjab National Bank	1.48%		

**Top 15 Sectors**

# For performance of other Schemes primarily managed by the said Fund manager, either individually or jointly, please refer page no 13.

An Open Ended Equity Scheme

**Baroda Pioneer Infrastructure Fund****NAV**

₹

Growth	8.06
Dividend	8.06

**Investment Objective:**

The primary investment objective of the Scheme will be to generate long-term capital appreciation by investing predominantly in equity and equity related securities of companies engaged in infrastructure and infrastructure related sectors.

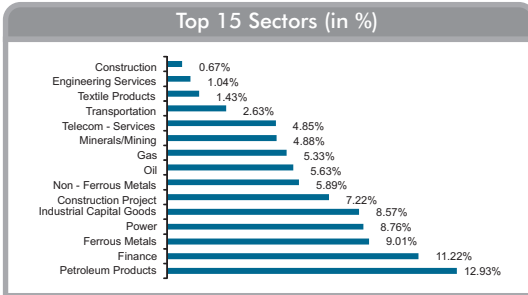
**Fund Data**

Fund Manager	Dipak Acharya#
Date of Inception	22/06/2010
Benchmark	CNX 100
Average AUM*	₹ 28.2432 Crs
Min. Investment	₹ 5,000/- & in multiples of ₹ 1/- thereafter
Entry Load	NIL
Exit Load	1.00% if redeemed on or before 365 days from the date of allotment of units, Nil if redeemed after 365 days from the date of allotment of units
SIP (Minimum)	₹ 1000/month - 6 months, ₹ 1500/quarter - 4 quarters
Ratios	Standard Deviation: -, Sharpe: -, Beta: -, Portfolio Turnover: 0.32

\*Average Asset for the period July - September 2011

**Holdings**

Stock Name	% to Net Assets	Stock Name	% to Net Assets
Reliance Industries	9.32%	Power Grid Corp of India	2.39%
HDFC	7.64%	Steel Authority of India	2.18%
Larsen & Toubro	6.71%	Hindustan Petroleum Corp	2.04%
Bharat Heavy Electricals	6.12%	Bharat Electronics	1.95%
GAIL (India)	5.33%	Sterlite Industries ( India )	1.86%
Bharti Airtel	4.51%	Tata Power Co.	1.74%
Oil & Natural Gas Corp	4.50%	<b>Top 20</b>	<b>77.09%</b>
NTPC	3.48%	<b>Total Equity</b>	<b>13.20%</b>
Tata Steel	3.30%	<b>CBLO / Reverse Repo</b>	
Hindalco Industries	3.13%	<b>Investments</b>	<b>6.26%</b>
Jindal Steel & Power	3.04%	<b>Cash &amp; Cash</b>	
Coal India	2.64%	<b>Equivalents</b>	<b>3.45%</b>
IRB Infrastructure Developers	2.63%	<b>Grand Total</b>	<b>100.00%</b>
IDFC	2.58%		

**Top 15 Sectors**

# For performance of other Schemes primarily managed by the said Fund manager, either individually or jointly, please refer page no 13.

An Open Ended Balance Scheme

**Baroda Pioneer Balance Fund****NAV**

₹

Growth	27.19
Dividend	27.19

**Investment Objective:**

The scheme is targeted for long-term capital appreciation along with stability through a well balanced portfolio comprising of equity and debt securities.

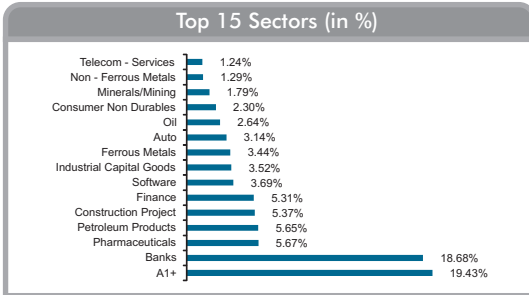
**Fund Data**

Fund Manager	Dipak Acharya#
Date of Inception	12/09/2003
Benchmark	CRISIL Balance Fund Index
Average AUM*	₹ 2.6195 Crs
Min. Investment	₹ 3,000/- & in multiples of ₹ 1000/- thereafter
Entry Load	NIL
Exit Load	1% if redeemed on or before 12 months from the date of allotment
SIP (Minimum)	₹ 1000/month - 6 months, ₹ 1500/quarter - 4 quarters
Ratios	Standard Deviation: 18.97%, Sharpe: 0.47, Beta: 0.77, Portfolio Turnover: 0.56

\*Average Asset for the period July - September 2011

**Holdings**

Stock Name	% to Net Assets	Stock Name	% to Net Assets
State Bank of India	5.43%	Oriental Bank of	
Larsen & Toubro	5.37%	Commerce	1.84%
Bank of Baroda	4.89%	Tata Steel	1.84%
ICICI Bank	4.42%	Coal India	1.79%
HDFC	4.36%	Jindal Steel & Power	1.60%
Reliance Industries	3.75%	HCL Technologies	1.41%
Dr. Reddy's Laboratories	3.70%	Hindalco Industries	1.29%
Bharat Heavy Electricals	3.52%	<b>Top 20</b>	<b>59.54%</b>
Tata Motors	3.14%	<b>Total Equity</b>	<b>7.08%</b>
Oil & Natural Gas Corp	2.64%	<b>Certificate of Deposit</b>	<b>19.43%</b>
ITC	2.30%	<b>BONDS &amp; NCDs</b>	<b>0.02%</b>
Infosys	2.28%	<b>CBLO / Reverse Repo</b>	
Canara Bank	2.07%	<b>Investments</b>	<b>6.33%</b>
Hindustan Petroleum Corp	1.90%	<b>Cash &amp; Cash</b>	
		<b>Equivalent</b>	<b>7.60%</b>
		<b>Grand Total</b>	<b>100.00%</b>

**Top 15 Sectors**

# For performance of other Schemes primarily managed by the said Fund manager, either individually or jointly, please refer page no 13.

An Open Ended Income Scheme

**Baroda Pioneer Monthly Income Plan (MIP) Fund****NAV**

₹

Baroda Pioneer MIP Fund - Growth	13.4095
Baroda Pioneer MIP Fund - Monthly Dividend	12.0388
Baroda Pioneer MIP Fund - Quarterly Dividend	12.1830

**Investment Objective:**

To generate regular income through investment in debt and money market instruments and also to generate long-term capital appreciation by investing a portion in equity and equity related instruments.

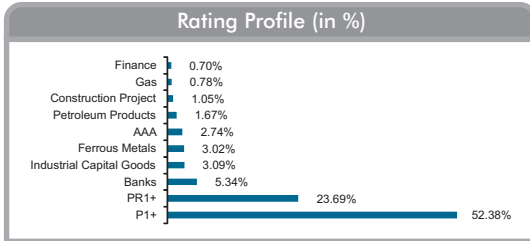
**Fund Data**

Fund Manager	Alok Sahoo, Hetal Shah#
Date of Inception	08/09/2004
Benchmark	CRISIL MIP Blended Index
Average AUM*	₹ 10.1842
Min. Investment	₹ 5,000/- and in multiple of ₹ 1,000/- thereafter
Entry Load	NIL
Exit Load	1% if redeemed on or before 12 months from the date of allotment
SIP (Minimum)	₹ 1000/month - 6 months, ₹ 1500/quarter - 4 quarters
Modified Duration	0.3655 years
Average Maturity	174.20 days

\*Average Asset for the period July - September 2011

**Holdings**

Stock Name	% to Net Assets
EQUITY & EQUITY RELATED	15.65%
Certificate of Deposit	76.07%
BONDS & NCDs	2.74%
CBLO / Reverse Repo Investments	4.83%
Cash & Cash Equivalents	0.71%
<b>Grand Total</b>	<b>100.00%</b>

**Rating Profile**

All corporate ratings are assigned by rating agencies like CRISIL; CARE; ICRA; FITCH.

# For performance of other Schemes managed by the said Fund manager, either individually or jointly, please refer page no 14-15.

Data as on 31<sup>st</sup> October 2011

An Open Ended Income Scheme

## Baroda Pioneer Income Fund

### NAV

₹

Baroda Pioneer Income Fund - Growth	15.9924
Baroda Pioneer Income Fund - Dividend	15.9924

### Investment Objective:

To generate regular income by investing in a portfolio of good quality Fixed Income Securities by maintaining a balance between Risk & Return

### Fund Data

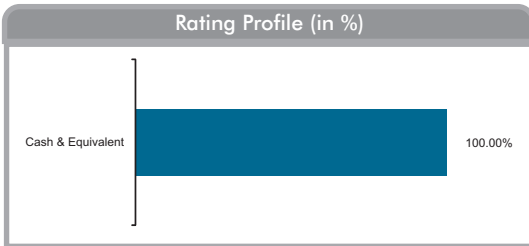
Fund Manager	Hetal Shah#
Date of Inception	21/03/2002
Benchmark	Crisil Composite Bond Fund Index
Average AUM*	₹ 0.3647 Crs
Min. Investment	₹ 2,000/- and in multiples of ₹ 1/- thereafter
Entry Load	NIL
Exit Load	1% if redeemed on or before 12 months from the date of allotment
SIP (Minimum)	₹ 1000/month - 6 months, ₹ 1500/quarter - 4 quarters
Modified Duration	0.0026 years
Average Maturity	0.95 days

\*Average Asset for the period July - September 2011

### Holdings

Stock Name	% to Net Assets
CBLO / Reverse Repo Investments	94.33%
Cash & Cash Equivalents	5.67%
<b>Grand Total</b>	<b>100.00%</b>

### Rating Profile



All corporate ratings are assigned by rating agencies like CRISIL; CARE; ICRA; FITCH.

# For performance of other Schemes primarily managed by the said Fund manager, either individually or jointly, please refer page no 14-15.

An Open Ended Gilt Scheme

**Baroda Pioneer Gilt Fund****NAV**

₹

Baroda Pioneer Gilt Fund - Growth	15.4294
Baroda Pioneer Gilt Fund - Dividend	15.4177

**Investment Objective:**

To generate income by investing in a portfolio of government securities.


**Fund Data**

Fund Manager	Hetal Shah#
Date of Inception	21/03/2002
Benchmark	I SEC-MI BEX
Average AUM*	₹ 0.9272 Crs
Min. Investment	₹ 2,000/- and in multiples of ₹ 500/- thereafter
Entry Load	NIL
Exit Load	1% if redeemed on or before 12 months from the date of allotment
SIP (Minimum)	₹ 1000/month - 6 months, ₹ 1500/quarter - 4 quarters
Modified Duration	0.0037 years
Average Maturity	1.37 days

\*Average Asset for the period July - September 2011

**Holdings**

Stock Name	% to Net Assets
CENTRAL GOVERNMENT SECURITIES	0.14%
CBLO / Reverse Repo Investments	97.67%
Cash & Cash Equivalents	2.19%
<b>Grand Total</b>	<b>100.00%</b>

**Rating Profile**

All corporate ratings are assigned by rating agencies like CRISIL; CARE; ICRA; FITCH.

# For performance of other Schemes primarily managed by the said Fund manager, either individually or jointly, please refer page no 14-15.

Data as on 31<sup>st</sup> October 2011

An Open Ended Income Scheme

[ICRA] AAAMfs

## Baroda Pioneer Short Term Bond Fund

### NAV

₹

Baroda Pioneer Short Term Bond Fund - Dividend	10.1978
Baroda Pioneer Short Term Bond Fund - Growth	10.8291

### Investment Objective:

The objective of the Scheme is to generate income from a portfolio constituted of short term debt and money market securities

### Fund Data

Fund Manager	Alok Sahoo, Hetal Shah#
Date of Inception	31/06/2010
Benchmark	CRISIL Short Term Bond Fund Index
Average AUM*	₹ 1.8552 Crs
Min. Investment	₹ 5,000/- and in multiples of ₹ 1/- thereafter
Entry Load	NIL
Exit Load	0.10% if redeemed on or before 15 days from the date of allotment
SIP (Minimum)	₹ 1000/month - 6 months, ₹ 1500/quarter - 4 quarters
Modified Duration	0.6162 years
Average Maturity	244.71 days

\*Average Asset for the period July - September 2011

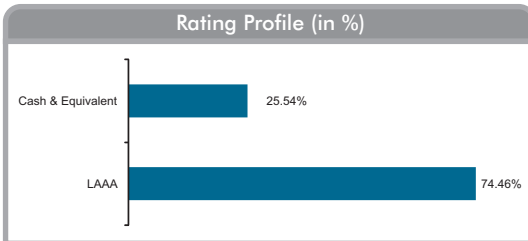
### Holdings

#### Stock Name

% to Net Assets

BONDS & NCDs	74.46%
CBLO / Reverse Repo Investments	24.17%
Cash & Cash Equivalents	1.37%
<b>Grand Total</b>	<b>100.00%</b>

### Rating Profile



All corporate ratings are assigned by rating agencies like CRISIL; CARE; ICRA; FITCH.

# For performance of other Schemes primarily managed by the said Fund manager, either individually or jointly, please refer page no 14-15.

Data as on 31<sup>st</sup> October 2011

An open Ended Debt Scheme

**[ICRA] AAAmfs****Baroda Pioneer PSU Bond Fund****NAV**

₹

Baroda Pioneer PSU Bond Fund - Growth	11.0018
Baroda Pioneer PSU Bond Fund - Monthly Dividend	10.1061
Baroda Pioneer PSU Bond Fund - Quarterly Dividend	9.9968

**Investment Objective:**

The investment objective is to generate stable returns with lower risk by investing in Fixed Income instruments of Public Sector Undertakings (PSUs) - banks, financial institutions & companies.

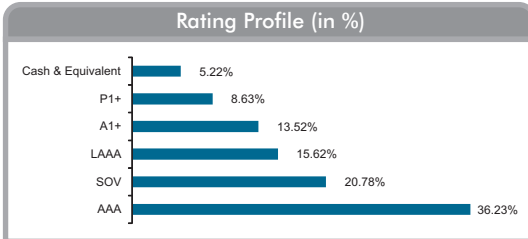
**Fund Data**

Fund Manager	Alok Sahoo, Hetal Shah#
Date of Inception	24/12/2009
Benchmark	CRISIL Composite Bond Fund Index
Average AUM*	₹ 68.9122 Crs
Min. Investment	₹ 5,000/- and in multiples of ₹ 1/- thereafter
Entry Load	NIL
Exit Load	0.50% if redeemed on or before 30 days from the date of allotment
SIP (Minimum)	₹ 1000/month - 6 months, ₹ 1500/quarter - 4 quarters
Modified Duration	3.3993 years
Average Maturity	1860.48 days

\*Average Asset for the period July - September 2011

**Holdings**

Stock Name	% to Net Assets
Certificate of Deposit	22.15%
CENTRAL GOVERNMENT SECURITIES	20.78%
BONDS & NCDs	51.85%
CBLO / Reverse Repo Investments	1.56%
Cash & Cash Equivalents	3.66%
<b>Grand Total</b>	<b>100.00%</b>

**Rating Profile**

All corporate ratings are assigned by rating agencies like CRISIL; CARE; ICRA; FITCH.

# For performance of other Schemes primarily managed by the said Fund manager, either individually or jointly, please refer page no 14-15.

## Baroda Pioneer Treasury Advantage Fund

### NAV

₹

Baroda Pioneer Treasury Advantage Fund - IP <sup>s</sup> - Daily Dividend	1000.91
Baroda Pioneer Treasury Advantage Fund - IP <sup>s</sup> - Growth	1166.32
Baroda Pioneer Treasury Advantage Fund - IP <sup>s</sup> - Weekly Dividend	1003.42
Baroda Pioneer Treasury Advantage Fund - Reg <sup>s</sup> - Daily Dividend	1000.95
Baroda Pioneer Treasury Advantage Fund - Reg <sup>s</sup> - Growth	1164.92
Baroda Pioneer Treasury Advantage Fund - Reg <sup>s</sup> - Monthly Dividend	1002.84
Baroda Pioneer Treasury Advantage Fund - Reg <sup>s</sup> - Weekly Dividend	1002.44

### Investment Objective:

The main objective of the scheme is to provide optimal returns and liquidity through a portfolio comprising of debt securities and money market instruments.

### Fund Data

Fund Manager	Alok Sahoo, Hetal Shah#
Date of Inception	24/06/2009 (Institutional Plan)
Benchmark	CRISIL Liquid Fund Index
Average AUM*	₹ 605.8818 Crs
Min. Investment	₹ 1 Crore (Institutional) and in multiples of ₹ 1/- thereafter, ₹ 5,000/- (Regular) and in multiples of ₹ 1/- thereafter
Entry Load	NIL
Exit Load	NIL
SIP (Minimum)	₹ 1000/month - 6 months, ₹ 1500/quarter - 4 quarters
Modified Duration	0.1624 years
Average Maturity	61.30 days

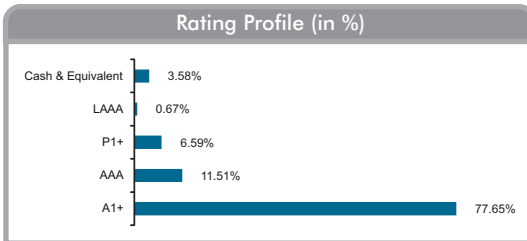
\*Average Asset for the period July - September 2011

#IP- Institutional Plan, Reg- Regular Plan.

### Holdings

Stock Name	% to Net Assets
Certificate of Deposit	64.81%
Commercial Paper	19.43%
BONDS & NCDs	12.18%
CBLO / Reverse Repo Investments	3.08%
Cash & Cash Equivalents	0.50%
<b>Grand Total</b>	<b>100.00%</b>

### Rating Profile



All corporate ratings are assigned by rating agencies like CRISIL; CARE; ICRA; FITCH.

# For performance of other Schemes primarily managed by the said Fund manager, either individually or jointly, please refer page no 14-15.

Data as on 31<sup>st</sup> October 2011

An Open Ended Liquid Scheme

**[ICRA] A1+mfs****Baroda Pioneer Liquid Fund****NAV**

₹

Baroda Pioneer Liquid Fund - Daily Dividend	1006.06
Baroda Pioneer Liquid Fund - Dividend	1534.55
Baroda Pioneer Liquid Fund - Growth	1791.12
Baroda Pioneer Liquid Fund - Institutional Plan - Daily Dividend	1000.63
Baroda Pioneer Liquid Fund - Institutional Plan - Growth	1181.74

**Investment Objective:**

To generate income with a high level of liquidity by investing in a portfolio of money market and debt securities.

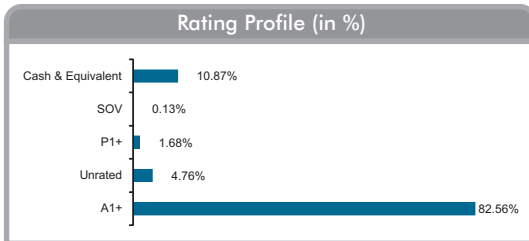
**Fund Data**

Fund Manager	Alok Sahoo, Hetal Shah#
Date of Inception	05/02/2009 (Institutional Plan)
Benchmark	CRISIL Liquid Fund Index
Average AUM*	₹ 2359.4708 Crs
Min. Investment	₹ 1 Crore (Institutional) and in multiples of ₹ 1/- thereafter, ₹ 10,000/- (Regular) and in multiples of ₹ 1/- thereafter
Entry Load	NIL
Exit Load	NIL
SIP (Minimum)	₹ 1000/month - 6 months, ₹ 1500/quarter - 4 quarters
Modified Duration	0.1057 years
Average Maturity	39.07 days

\*Average Asset for the period July - September 2011

**Holdings**

Stock Name	% to Net Assets
Certificate of Deposit	64.12%
Commercial Paper	20.12%
Treasury Bill	0.13%
Fixed Deposit	4.76%
CBLO / Reverse Repo Investments	7.43%
Cash & Cash Equivalents	3.44%
<b>Grand Total</b>	<b>100.00%</b>

**Rating Profile**

All corporate ratings are assigned by rating agencies like CRISIL; CARE; ICRA; FITCH.

# For performance of other Schemes primarily managed by the said Fund manager, either individually or jointly, please refer page no 14-15.

## Investment Performance

### Funds Managed by Dipak Acharya

Date Of Inception: 12/09/2003	Sep '10 - Sep '11 <sup>a</sup>	Sep '09 - Sep '10 <sup>a</sup>	Sep '08 - Sep '09 <sup>a</sup>	Since Inception <sup>®</sup>
<b>Scheme Name &amp; Benchmark</b>				
Nav Per Unit (₹)	56.81	48.20	32.55	10.00
<b>Baroda Pioneer Growth Fund (in %)</b> <sup>†</sup>	-22.34	-4.33	10.67	20.24
CNX 100 (Scheme Benchmark) (in %)	-18.66	-0.82	9.40	17.68
S&P Nifty (Standard Benchmark) (in %) <sup>‡</sup>	-18.02	-1.39	8.03	17.25
₹10,000, if invested in BPGF, would have become	NA	NA	NA	₹44,120
₹10,000, if invested in CNX 100, would have become	NA	NA	NA	₹37,109
₹10,000, if invested in S&P Nifty, would have become	NA	NA	NA	₹36,027

<sup>†</sup>Past performance may or may not be sustained in the future.

Data is for Growth Option and for the period 01 Sep - 30 Sep has been considered in all cases. 'Since Inception' returns are <sup>®</sup>Compounded Annualised and is calculated on the basis of ₹10 invested at inception. <sup>a</sup>Absolute Returns, <sup>‡</sup>Standard benchmark as prescribed by SEBI for comparison purposes. Returns on ₹10,000 are point-to-point returns for the specific time period, invested at the start of the period.

Date Of Inception: 31/03/1996	Sep '10 - Sep '11 <sup>a</sup>	Sep '09 - Sep '10 <sup>a</sup>	Sep '08 - Sep '09 <sup>a</sup>	Since Inception <sup>®</sup>
<b>Scheme Name &amp; Benchmark</b>				
Nav Per Unit (₹)	28.37	23.91	17.19	10.00
<b>Baroda Pioneer ELSS' 96 Fund (in %)</b> <sup>†</sup>	-22.21	-3.92	8.69	12.40
BSE Sensex (Scheme Benchmark) (in %)	-18.01	-1.98	8.56	10.77
S&P Nifty (Standard Benchmark) (in %) <sup>‡</sup>	-18.02	-1.39	8.03	10.96
₹10,000, if invested in BPEF, would have become	NA	NA	NA	₹45,250
₹10,000, if invested in BSE Sensex, would have become	NA	NA	NA	₹48,873
₹10,000, if invested in S&P Nifty, would have become	NA	NA	NA	₹50,170

<sup>†</sup>Past performance may or may not be sustained in the future.

Data is for Dividend Option. The period 01 Sep - 30 Sep has been considered in all cases. Returns have been computed assuming that all payouts during the period have been reinvested in the units of the Scheme at the respective prevailing NAVs. 'Since Inception' returns are <sup>®</sup>Compounded Annualised is calculated on the basis of ₹10 invested at inception. <sup>a</sup>Absolute Returns, <sup>‡</sup>Standard benchmark as prescribed by SEBI for comparison purposes. Returns on ₹10,000 are point-to-point returns for the specific time period, invested at the start of the period.

Date Of Inception: 12/09/2003	Sep '10 - Sep '11 <sup>a</sup>	Sep '09 - Sep '10 <sup>a</sup>	Sep '08 - Sep '09 <sup>a</sup>	Since Inception <sup>®</sup>
<b>Scheme Name &amp; Benchmark</b>				
Nav Per Unit (₹)	29.42	25.65	21.87	10.00
<b>Baroda Pioneer Balance Fund (in %)</b> <sup>†</sup>	-11.11	0.97	6.14	12.68
CRISIL Balanced Fund Index (Scheme Benchmark) (in %)	-10.05	1.36	8.91	13.30
10 year dated Gov security (Standard Benchmark) <sup>‡</sup>	NA	NA	NA	NA
₹10,000, if invested in BPBF, would have become	NA	NA	NA	₹26,150
₹10,000, if invested in CRISIL Balanced Fund Index, would have become	NA	NA	NA	₹27,338
₹10,000, if invested in S&P Nifty, would have become	NA	NA	NA	NA

<sup>†</sup>Past performance may or may not be sustained in the future.

Data is for Growth Option and for the period 01 Sep - 30 Sep has been considered in all cases. 'Since Inception' returns are <sup>®</sup>Compounded Annualised and is calculated on the basis of ₹10 invested at inception. <sup>a</sup>Absolute Returns, <sup>‡</sup>Standard benchmark as prescribed by SEBI for comparison purposes. Returns on ₹10,000 are point-to-point returns for the specific time period, invested at the start of the period.

Date Of Inception: 27/06/2010	Sep '10 - Sep '11 <sup>a</sup>	Since Inception <sup>®</sup>
<b>Scheme Name &amp; Benchmark</b>		
Nav Per Unit (₹)	10.67	10.00
<b>Baroda Pioneer Infrastructure Fund (in %)</b> <sup>†</sup>	-27.55	-18.30
CNX 100 (Scheme Benchmark) (in %)	-18.66	-6.19
S&P Nifty (Standard Benchmark) (in %) <sup>‡</sup>	-18.02	-5.55
₹10,000, if invested in BPIF, would have become	NA	NA
₹10,000, if invested in CNX 100, would have become	NA	NA
₹10,000, if invested in S&P Nifty, would have become	NA	NA

<sup>†</sup>Past performance may or may not be sustained in the future.

Data is for Growth Option and for the period 01 Sep - 30 Sep has been considered in all cases. 'Since Inception' returns are <sup>®</sup>Compounded Annualised and is calculated on the basis of ₹10 invested at inception. <sup>a</sup>Absolute Returns, <sup>‡</sup>Standard benchmark as prescribed by SEBI for comparison purposes. Returns on ₹10,000 are point-to-point returns for the specific time period, invested at the start of the period.

## Investment Performance

### Funds Managed by Alok Sahoo, Hetal Shah

Date Of Inception: 24/12/2009	Sep '10 - Sep '11 <sup>a</sup>	Since Inception <sup>®</sup>
<b>Scheme Name &amp; Benchmark</b>		
Nav Per Unit (₹)	10.4270	10.0000
<b>Baroda Pioneer PSU Bond Fund (in %)</b> <sup>^</sup>	5.64	5.63
CRISIL Composite Bond Fund Index (Scheme Benchmark) (in %)	5.58	5.44
10 year dated Gol security (Standard Benchmark) <sup>§</sup>	NA	NA
₹10,000, if invested in BPPSUBF, would have become	NA	NA
₹10,000, if invested in CRISIL Composite Bond Fund Index, would have become	NA	NA
₹10,000, if invested in 10 year dated Gol security, would have become	NA	NA
<b>*Past performance may or may not be sustained in the future.</b>		
Data is for Growth Option and for the period 01 Sep - 30 Sep has been considered in all cases. 'Since Inception' returns are <sup>®</sup> Compounded Annualised and is calculated on the basis of ₹10 invested at inception. <sup>a</sup> Absolute Returns, <sup>^</sup> Standard benchmark as prescribed by SEBI for comparison purposes. Returns on ₹10,000 are point-to-point returns for the specific time period, invested at the start of the period.		

Date Of Inception: 31/06/2010	Sep '10 - Sep '11 <sup>a</sup>	Since Inception <sup>®</sup>
<b>Scheme Name &amp; Benchmark</b>		
Nav Per Unit (₹)	10.0971	10.0000
<b>Baroda Pioneer Short Term Bond Fund (in %)</b> <sup>^</sup>	6.52	6.00
CRISIL Short Term Bond Fund Index (Scheme Benchmark) (in %)	6.81	5.31
10 year dated Gol security (Standard Benchmark) <sup>§</sup>	NA	NA
₹10,000, if invested in BPSTBF, would have become	NA	NA
₹10,000, if invested in CRISIL Short Term Bond Fund Index, would have become	NA	NA
₹10,000, if invested in 10 year dated Gol security, would have become	NA	NA
<b>*Past performance may or may not be sustained in the future.</b>		
Data is for Growth Option and for the period 01 Sep - 30 Sep has been considered in all cases. 'Since Inception' returns are <sup>®</sup> Compounded Annualised and is calculated on the basis of ₹10 invested at inception. <sup>a</sup> Absolute Returns, <sup>^</sup> Standard benchmark as prescribed by SEBI for comparison purposes. Returns on ₹10,000 are point-to-point returns for the specific time period, invested at the start of the period.		

Date Of Inception: 08/09/2004	Sep '10 - Sep '11 <sup>a</sup>	Sep '09 - Sep '10 <sup>a</sup>	Sep '08 - Sep '09 <sup>a</sup>	Since Inception <sup>®</sup>
<b>Scheme Name &amp; Benchmark</b>				
Nav Per Unit (₹)	12.0927	12.1701	12.0181	10.0000
<b>Baroda Pioneer Monthly Income Plan (MIP) Fund (in %)</b> <sup>^</sup>	2.90	4.55	2.98	4.12
CRISIL MIP Blended Index (Scheme Benchmark) (in %)	1.90	4.68	7.78	7.62
10 year dated Gol security (Standard Benchmark) <sup>§</sup>	NA	NA	NA	NA
₹10,000, if invested in BPMIPF, would have become	NA	NA	NA	₹13,302
₹10,000, if invested in CRISIL MIP Blended Index, would have become	NA	NA	NA	₹16,797
₹10,000, if invested in 10 year dated Gol security, would have become	NA	NA	NA	NA
<b>*Past performance may or may not be sustained in the future.</b>				
Data is for Growth Option and for the period 01 Sep - 30 Sep has been considered in all cases. 'Since Inception' returns are <sup>®</sup> Compounded Annualised and is calculated on the basis of ₹10 invested at inception. <sup>a</sup> Absolute Returns, <sup>^</sup> Standard benchmark as prescribed by SEBI for comparison purposes. Returns on ₹10,000 are point-to-point returns for the specific time period, invested at the start of the period.				

Date Of Inception: 05/02/2009	Sep '10 - Sep '11 <sup>a</sup>	Sep '09 - Sep '10 <sup>a</sup>	Sep '08 - Sep '09 <sup>a</sup>	Since Inception <sup>®</sup>
<b>Scheme Name &amp; Benchmark</b>				
Nav Per Unit (₹)	1,640.04	1,568.85	1,481.28	1,000.00
<b>Baroda Pioneer Liquid Fund (in %)</b> <sup>^</sup>	8.37	6.44	6.26	6.17
CRISIL Liquid Fund Index (Scheme Benchmark) (in %)	7.77	5.89	6.20	5.82
1 year T-Bill (Standard Benchmark) <sup>§</sup>	NA	NA	NA	NA
₹10,000, if invested in BPLF, would have become	NA	NA	NA	₹17,770
₹10,000, if invested in CRISIL Liquid Fund Index, would have become	NA	NA	NA	₹17,220
₹10,000, if invested in 1 year T-Bill, would have become	NA	NA	NA	NA
<b>*Past performance may or may not be sustained in the future.</b>				
Data is for Growth Option and for the period 01 Sep - 30 Sep has been considered in all cases. 'Since Inception' returns are <sup>®</sup> Compounded Annualised and is calculated on the basis of ₹10 invested at inception. <sup>a</sup> Absolute Returns, <sup>^</sup> Standard benchmark as prescribed by SEBI for comparison purposes. Returns on ₹10,000 are point-to-point returns for the specific time period, invested at the start of the period.				

## Investment Performance

### Funds Managed by Alok Sahoo, Hetal Shah

Date Of Inception: 24/06/2009	Sep '10 - Sep '11 <sup>4</sup>	Sep '09 - Sep '10 <sup>4</sup>	Since Inception <sup>®</sup>
<b>Scheme Name &amp; Benchmark</b>			
Nav Per Unit (₹)	1,066.06	1,013.51	1,000.00
<b>Baroda Pioneer Treasury Advantage Fund (in %)</b> <sup>1</sup>	8.54	6.83	6.59
CRISIL Liquid Fund Index (Scheme Benchmark) (in %)	7.77	5.89	4.04
1 year T-Bill (Standard Benchmark) <sup>3</sup>	NA	NA	NA
₹10,000, if invested in BPLF, would have become	NA	NA	NA
₹10,000, if invested in CRISIL Liquid Fund Index, would have become	NA	NA	NA
₹10,000, if invested in 1 year T-Bill, would have become	NA	NA	NA

<sup>1</sup>Past performance may or may not be sustained in the future.

Data is for Growth Option and for the period 01 Sep - 30 Sep has been considered in all cases. <sup>2</sup>Since Inception' returns are <sup>3</sup>Compounded Annualised and is calculated on the basis of ₹10 invested at inception. <sup>4</sup>Absolute Returns, <sup>5</sup>Standard benchmark as prescribed by SEBI for comparison purposes. Returns on ₹10,000 are point-to-point returns for the specific time period, invested at the start of the period.

Date Of Inception: 21/03/2002	Sep '10 - Sep '11 <sup>4</sup>	Sep '09 - Sep '10 <sup>4</sup>	Sep '08 - Sep '09 <sup>4</sup>	Since Inception <sup>®</sup>
<b>Scheme Name &amp; Benchmark</b>				
Nav Per Unit (₹)	15.2931	14.1044	12.1808	10.0000
<b>Baroda Pioneer Gilt Fund (in %)</b> <sup>1</sup>	8.43%	15.79%	0.90%	4.56%
I-Sec Mi-BEX (Scheme Benchmark) (in %)	5.88%	5.36%	15.86%	6.75%
10 year dated Gol security (Standard Benchmark) <sup>3</sup>	NA	NA	NA	NA
₹10,000, if invested in BPGF, would have become	NA	NA	NA	₹15,293
₹10,000, if invested in I-Sec Mi-BEX, would have become	NA	NA	NA	₹18,567
₹10,000, if invested in 10 year dated Gol security, would have become	NA	NA	NA	NA

<sup>1</sup>Past performance may or may not be sustained in the future.

Data is for Dividend Option. The period 01 Sep - 30 Sep has been considered in all cases. Returns have been computed assuming that all payouts during the period have been reinvested in the units of the Scheme at the respective prevailing NAVs. <sup>2</sup>Since Inception' returns are <sup>3</sup>Compounded Annualised is calculated on the basis of ₹10 invested at inception. <sup>4</sup>Absolute Returns, <sup>5</sup>Standard benchmark as prescribed by SEBI for comparison purposes. Returns on ₹10,000 are point-to-point returns for the specific time period, invested at the start of the period.

Date of Inception: 21/03/2002	Sep '10 - Sep '11 <sup>4</sup>	Sep '09 - Sep '10 <sup>4</sup>	Sep '08 - Sep '09 <sup>4</sup>	Since Inception <sup>®</sup>
<b>Scheme Name &amp; Benchmark</b>				
Nav Per Unit (₹)	15.8975	14.8133	13.941	10.0000
<b>Baroda Pioneer Income Fund (in %)</b> <sup>1</sup>	7.32%	6.79%	5.22%	4.98%
Crisil Composite Bond Fund Index (Scheme Benchmark) (in %)	5.58%	5.52%	7.00%	5.85%
10 year dated Gol security (Standard Benchmark) <sup>3</sup>	NA	NA	NA	NA
₹10,000, if invested in BPIF, would have become	NA	NA	NA	₹15,898
₹10,000, if invested in Crisil Composite Bond Fund Index, would have become	NA	NA	NA	₹17,189
₹10,000, if invested in 10 year dated Gol security, would have become	NA	NA	NA	NA

<sup>1</sup>Past performance may or may not be sustained in the future.

Data is for Dividend Option. The period 01 Sep - 30 Sep has been considered in all cases. Returns have been computed assuming that all payouts during the period have been reinvested in the units of the Scheme at the respective prevailing NAVs. <sup>2</sup>Since Inception' returns are <sup>3</sup>Compounded Annualised is calculated on the basis of ₹10 invested at inception. <sup>4</sup>Absolute Returns, <sup>5</sup>Standard benchmark as prescribed by SEBI for comparison purposes. Returns on ₹10,000 are point-to-point returns for the specific time period, invested at the start of the period.

## Methodology

\* **ICRA Credit Ratings** - The rating indicates highest-credit quality rating assigned by ICRA Ltd. to debt funds. Schemes with this rating are considered to have very strong degree of safety regarding timely receipt of payments from the investments that they have made. This rating should however not be construed as an indication of the performance of the Mutual Fund scheme or of volatility in its returns. The rating should not be treated as a recommendation to buy, sell or hold the units issued by the Mutual Fund.

**Statutory Details:** Baroda Pioneer Mutual Fund has been set up as a Trust under the Indian Trust Act, 1882. Sponsors: Pioneer Global Asset Management S.p.A and Bank of Baroda. The sponsors are not responsible or liable for any loss resulting from the operation of the schemes beyond their initial contribution of Rs. 10 lacs towards setting up of the Mutual Fund and such other accretions and additions to the corpus.

**Trustees:** Board of Trustees of Baroda Pioneer Mutual Fund. Investment Manager: Baroda Pioneer Asset Management Co. Ltd.

**Risk Factors:** All Investment in Mutual Funds and securities are subject to market risk and there is no assurance or guarantee that the objective of the Schemes will be achieved. Baroda Pioneer Growth Fund, Baroda Pioneer ELSS '96, Baroda Pioneer PSU Equity Fund, Baroda Pioneer Balance Fund, Baroda Pioneer Monthly Income Plan Fund, Baroda Pioneer Infrastructure Fund, Baroda Pioneer PSU Bond Fund, Baroda Pioneer Short Term Bond Fund, Baroda Pioneer Income Fund, Baroda Pioneer Liquid Fund, Baroda Pioneer Treasury Advantage Fund and Baroda Pioneer Gilt Fund are the names of the schemes and do not in any manner indicate either the quality of the schemes or their future returns. The NAV of the schemes may go up or down depending upon the factors and forces affecting the securities market. Past performance of the Schemes, the sponsors or its group affiliates are not indicative of and do not guarantee of future performance of the schemes. Copies of the SID, SAI and KIM, along with the application form, may be obtained from our BPFM agents or can be downloaded from our website, [www.barodapioneer.in](http://www.barodapioneer.in). Please read the Statement of Additional Information (SAI), Scheme Information Document (SID) and Key Information Memorandum (KIM) carefully before investing. Investors are advised to refer to the details in the Statement of Additional Information and independently refer to their tax advisor.

## Notes

### Karvy Investor Service Centers:

• **Ahmedabad** - 201, Shail Building, Opposite Madhusudan House, Near Navrangpura Telephone Exchange, Navrangpura, Ahmedabad - 380 006. Ph: 079-26402967, (D)264000527/264000528, Fax:26565551. Agra - DeepakWasan Plaza, Behind Holiday Inn, Opp Megdoot Furnitures, Sanjay Place, Agra - 202002 (U.P). Ph: 0562-4000601, (D)2526663/3247227. • **Ajmer** - 1-2, II Floor, Ajmer Tower, Kutcharo Road, Ajmer - 305 001. Ph: 0145-2628055/2628065, (D) 5120725. • **Aligarh** - 1st Floor, Kumar Plaza, Aligarh - 202001, Uttar Pradesh. Ph : 0571-3200210, (D)2509108/3297768. • **Allahabad** - R SA Towers, 2nd Floor, Above SonyTV Showroom, 57, S PMarg, Civil Lines, Allahabad - 211001. Ph : 0532-3240012, (D) 0532 - 2260291, 0532-2260292, 0532- 3294280, Fax : 0532 - 2260293 / 0532-2260291. • **Anand** - F-6, Chitrangana Complex, Opp: Motikaka Chawl ; V V Nagar, Anand - 388 001. (D) : 02692-248980/248873. • **Bangalore** - No : 51/25, 1st Floor, Surya Building, Ratna Avenue, Richmond Road, Bangalore - 560 025. Ph: 080-32008452, (D): 080-25320085, Fax: 080-25320086. • **Bareilly** - 1st Floor, 165, Civil Lines, Opp. Hotel Bareilly Palace, Near Rly Station Road, Bareilly - 243 001. Ph: 0581-3200414/2476809 Fax: 0581-2574238/2476809. • **Baroda** - SB - 4&5, Mangaldeep Complex, Opposite Mesonic Hall, Productivity Road, Alkapuri, Baroda - 390007. Ph: 0265-6640873, (D): 0265-6640870/6640871/6640872/6640873/6640874. • **Bharuch**: Ground Floor, Office No-6, Aditya Complex, Opposite Kasak Temple, Bharuch - 392 001. Ph: 02642-225022. • **Bhalgalpur** - Karvy Computershare Private Limited, 2nd Floor, Chandralok Complex, Ghantaghar, Radha Rani Sinha Road, Bhalgalpur - 812001 Ph: 9386256100, mfsbhalgalpur@karvy.com • **Bhilai** - No.138, New Civic Centre, Bhilai - 490 006, Dist Durg, Chattisgarh, Ph : 0788-3297477, (D) 0788-2295329/32. • **Bhopal** - Kay Ka Busniss Centre, 133 Zone I M P Nagar, Bhopal - 462021. Ph. : 0755-4092706, (D) 0755-4092708 Fax : 0755-4092709. • **Bhubaneswar** - Plot No - 104 / 105 (P), Jaydev Vihar, Besides Hotel Pal Heights, Bhubaneswar-751013, Orissa. Ph : 0674-6534585/2360334/2360335, (D)0674-2547531/2547532/2547531. • **Bikaner** - 2nd Floor, Plot No 70 & 71, Panchshanki Circle, Sardul Gunj Scheme, Bikaner - 334003. Ph: 0151-2200014/15. • **Bilaspur** - Shop No 201/202, V. R. Plaza, Lark Road, Bilaspur-495001. Ph: 07752-406701/406764/236466/221931/322186. • **Chandigarh** - Sco-371-372, First Floor, Above HDFC Bank; Sector 35B, Chandigarh - 160 022. Ph : 0172-5071725, (D)15071726/5071727/5071728 Fax: 0172-5071726. • **Chennai** - Flat No F11, First Floor, Akshya Plaza, (Erstwhile Harris Road), Opp Chief City Metropolitan Court, # 108, Adhithanar Salai, Egmore, Chennai - 600002. Ph: 044 42028512, (D)42028513/2858772/28587781 Fax: 044-42028514. • **Cochin** - Room no 2, IIInd Floor, Jewel Arcade, (Above Oriental Insurance Limited), Layam Road, Cochin - 682011. Ph. 0484-4027672/4011885/4027671, (D):0484-4010273. • **Coimbatore** - 29 / 1, 1st floor, Chinthamani Nagar Opp to Indian Overseas Bank, NsrRoad, Saibaba Colony, Coimbatore- 641011. Ph : 0422-4384770, Fax No: 0422-4384770. • **Dehradun** - Kaulagarh Road, Near Sirmour Marg, Above RelianceWebworld, Dehradun - 248 001. Ph: 0135-3205130. • **Erode** - No. 4, K MY Salai, Veerangam Traders Complex, Opp : Erode Bus Stand , Sathy Road, Erode - 638 003. Ph: 0424-4021212, (D):2225615/2225616/2225617, Fax: 0424 - 2216160. • **Gaya** - Karvy Computershare Private Limited, 1st Floor Lal Bhawan, Tower Chowk, Near Kiran Cinema, Gaya-82300. Ph: 0631-2220071/2220065 mfs गया@karvy.com • **Gorakhpur** - Above V. I. P. House, Adjacent A. D. Girls Inter College, Bhalgalpur, Gorakhpur - 273 001. Ph: 0551-3200444/3246793/2346519, (D):3097816/3297817/3297816. • **Gonda** - Karvy Computershare Private Limited, 3005 Markit, Sahabgunj, Near Nuramal Mandir, Station Road Gonda-271 00. Ph: 05262-227524, 225893 mfs\_gonda@karvy.com • **Guwahati** - 54 Sagarika Bhawan, R G Baruah Road, (AIDC Bus Stop), Guwahati 781024, Ph: 0361-2203324, (D):2680876. • **Gwalior** - Shindi Ki Chawani, Nadi Gate Pul, M L B Road, Gwalior - 474 001. Ph: 0751-4042435, (D):4069001/2/3/4. • **Haldwani** - Above Kapilaz Sweet House, Opp LIC Building, Pilkothki, Haldwani - 263139, Uttarakhand. Ph: 05946-313464. • **Hyderabad** - 8-2-596, Karvy Plaza, Avenue 4, Street No 1, Banjara Hills, Hyderabad - 500 034. Ph: 040-23312454. • **Indore** - G-7, Royal Ratan Building, M. G. Road, Opposite Kotak Mahindra Bank, Indore - 452010. Ph: 0731-4266828. • **Jabalpur** - 43, Naya Bazar, Opposite Shyam Talkies, Jabalpur (M. P.) 482 001. Ph: 0761-3204376, (D)4079221/2411179/2400809. • **Jaipur** - S-16A, 3rd Floor, Land Mark, Opposite Jaipur Club, Mahavir Marg, C- Scheme, Jaipur - 302 001. Ph: (D)2375039/2363321/2375039 Fax : 0141-2378703. • **Jalandhar** - Lower Ground Floor, Office No : 3, Arora Prime Tower, Plot No: 28, G T Road, Jalandhar - 144 004. Ph. : 0181-4634410/9876279282, (D) : 0181-4634401/0181-4634415/0181-4634412. • **Jamnagar** - 108 Madhav Plaza, Opp SBI Bank, Near Lal Bhangalou, Jamnagar - 361001. Ph. : 0288-2556260 / 0288-2556420. • **Jamshedpur** - Kanchan Tower, 3rd Floor, Changanal Dayalji @ Sons, 3-S B Shop Area, (Near Traffic Signal), Main Road, Bistupur, Jamshedpur - 831001. Ph: 0657-2487045/2487045/2487020. • **Jhansi** - 371/01, Narayan Plaza, Gwalior Road, Near Jeevan Shah Chauraha, Jhansi - 284 001. Ph: 0510 - 2333685, (D)3200668/2333684/2440141/2440142 Fax: 0510-2333683. • **Jodhpur** - 203, Modi Arcade; Chupansi Road, Jodhpur - 342 001. Ph: 0291- 2638479/5103046 Fax: 0521-2638479. • **Kanpur** - 15/ 46, Opp: Muir Mills, Civil Lines, Kanpur - 208001. Ph:0512-3209782/3246390, Fax: 0292-2330127. • **Kota** - Karvy Computershare Private Limited H. No. 29, First Floor, Near Lala Lajpat Rai Circle, Shopping Centre, Kota - 324 007. Ph: 0744-5100962/2365144/2365146. • **Kolkata** - 16 Jatin Bagchi Road, Kolkata - 700 029. Ph: 033-24659297/3951864/24635432/ (D)24659263/24659267 Fax: 2463-5432. • **Lucknow** - Usha Sadan, 24, Prem Nagar, Ashok Marg, Lucknow-226 001. Ph: 0522-3213115, (D) 2236819/2236820/28, Fax: 0522-2236826. • **Ludhiana** - Sco - 3, Bawa Building, Feroze Gandhi Market, Ludhiana - 141001. Ph: 0161-4648747, (D)4680000, Fax No: 0161-4634410. • **Madurai** - Rakshesh Towers, 30-C, Bye Pass Road, 1st Floor, Opp Nagappa Motors, Madurai - 625010. Ph: (D) 0452-2600852/865/2600854/2600851/2600855. • **Meerut** - 1st Floor, Medi Centre Complex, Opposite ICICI Bank, Hapur Road, Meerut - 250 002. Ph: 0121-4033727. • **Mehsana** - Ul-47, Appolo Enclave, Opp Simandhar Temple, Modhera Char Rasta Highway, Mehsana - 384002. Ph: 02762-322559, (D): 242950. • **Moradabad** - Om Arcade, Parker Road, Above Syndicate Bank, Tari Khana Chowk, Moradabad - 244 001. Ph: 0591-3201272, (D): 2310470 Fax: 2320470. • **Mumbai** - DAS Chambers, Ground Floor, Opp. BSE & Next to Corporation Bank, Dalal Street, Fort, Mumbai - 400 023 Ph: 022-66235353, Fax: 66341966. • **Nagpur** - 1st Floor, Sadoday Arcade, WHC Road, Above Top N Town, Dharampeth, Nagpur - 440 001. Ph: 0712-6619382/6610513 (D): 6618583. • **Nasik** - S-12, Second Floor, Suyojit Sankul, Sharanpur Road, Nasik - 422 002. Ph: 0253-6611395. • **New Delhi** - 2E / 2J, Jhandewalan Extension, New Delhi- 110055. Ph: 011- 43681700 Fax: 011-43681710. • **Panjin** - City Business Centre, Coelho Pereira Building, Room Nos.18, 19 & 20, Dada Vaidya Road, Panjin - 403001. Ph: (D): 0832-2426871/73 Fax: 0632-2426873. • **Patna** - 3A, 3rd Floor, Anand Tower, Beside chankya cinema hall, Exhibition Road, Patna - 800001. Ph: 0612-6453098, (D): 2321354/2321356. • **Pune** - Frinath Plaza, C Wing, Office No. 58And 59, 3rd Floor, Dyaneshwar Paduka Chowk, Suryo No. 184 / 4, F C Road, Pune - 411004. Ph : 020-25533795/25532783/25533592, (D): 25539957, Fax : 25533742. • **Puducherry** - Karvy Computershare Private Limited, First Floor, No.7, Thiayagaraja Street, Puducherry - 605 001 Ph :0413 - 4210640 (D) : 0413 - 2220640/4210640 mfspondy@karvy.com • **Raipur** - Room No. T F 31, 3rd Floor, Millennium Plaza, Behind Indian Coffee House, G E Road, Raipur - 492 001. Ph: 0771-4039320/4052620, (D)2236694. • **Rajkot** - 104, Siddhi Vinayak Complex, Dr. Yagnik Road, Opp Ramkrishna Ashram, Rajkot - 360 001. • **Ranchi** - Commerce Towers, 3rd Floor, Room No. 307, Beside Mahabir Schemes, Main Road, Ranchi - 834 001. Ph: 0651-2331320, (D): 2330394/2330386, Fax: 0651-2331320. • **Siliguri** - Nanak Complex, Near Church Road, Sevoke Road, Siliguri, West Bengal - 734001. Ph : 0353-2522579 (D) 2526399. • **Surat** - G-16 Empire State Building, Near Udha Darwaja, Ring Road, Surat - 395009. Ph: 0261-3017158/3237924 (D):3042170. • **Sultanpur** - Karvy Computershare Private Limited, Rama Shankar Complex, Civil Lines, Faizabad Road, Uttar Pradesh mfs\_sultanpur@karvy.com Ph: 9369918624 (D). • **Tirupur** - First Floor, 224 A, Selvakumar Departmental Stores, Ist Floor, Kamaraj Road , Opp to Cotton Market Complex, Tirupur - 641 604. (D) : 0421-2214221. • **Trichy** - Sri Krishna Arcade, 1st Floor, 60 Thennur High Road, Trichy - 620 017. Ph: 0431-4020227/226, (D)2793799, Fax: 2794132. • **Udaipur** - 201-202, Madhav Chambers, Opp. G. P. O, Chetak Circle, Madhuban, Udaipur - 313001. Ph: 0294-2429370, (D): 5101601/5101602/5101603. • **Valsad** - Shop No 2, Phiroza Corner, Opp New Showroom, Tithal Road, Valsad - 396001. Ph: 02632-258481, (D) 326902. • **Vapi** - Shop No 5, Phikhaji Residency, Opp DCB Bank, Vapi Silvassa Road, Vapi - 396195. Ph: 0260-3206404. • **Varanasi** - D-64 / 132, KA1st Floor, Anant Complex, Sigra, Varanasi - 221 010. Ph: 0542-3204893/2223814/2225365, (D): 2227259/3206494. • **Vijayawada** - 39 - 10 - 7 Opp : MunicipalWater Tank, Labbipet, Vijayawada - 520 010. Ph: 0866 2475126, (D):2495200/2495400, Fax: 0866-2495300. • **Visakhapatnam** - 47-14-5/1 Eswar Paradise, Dwaraka Nagar, Main Road, Visakhapatnam - 530 016. Ph: 0891-2752917, (D): 2752915/2752916/2752918, Fax: 0891-2752872.

### Contact Points:

#### Registered Office

Baroda Pioneer Asset Management Company Ltd.  
501 Titanium, 5th Floor, Western Express Highway, Goregaon (E), Mumbai - 400063.  
Phone: +91 22 3074 1000 / 4219 7999. Fax: +91 22 3074 1001.  
Toll Free Number: 1-800-419 0911 | Email: Info@BarodaPioneer.in  
Website: www.barodapioneer.in



बैंक ऑफ बड़ौदा  
Bank of Baroda



PIONEER  
Investments®